

CENTRAL SOUTHERN TIER

RAEN
REGIONAL ADULT EDUCATION NETWORK

Learner Web

ADVANCED
April 9, 2013



Today's Objectives:

- Review and Status Check
- Potential Uses
- Learner Roles, Teacher Roles, Counselor Roles
- Building Learning Plans
- Identify Key Learner Web Staff

Types of **Learning Plans**

- GED® preparation
- English Language Learners
- Citizenship
- Workforce Development
- College Entrance Exam
- College Transition
- Digital Literacy
- Broadband Consumer Education

Potential Uses

The screenshot shows a user interface for career pathways. At the top, there is a navigation bar with a 'Goal' button and a 'Step' button. Below this, the main heading is 'Learn about Career Paths: Introduction'. A central panel titled 'STEPS' contains a list of items: 'Introduction to Career Paths', '- Examples of Career Paths', 'Medical Information Career Path', 'Nursing Career Path', 'Manufacturing Career Path', 'Green Jobs Career Path', and 'What did you learn?'. Below this panel, another section titled 'Choose a Goal' lists several options: 'Internet Skills: How do you complete a survey?', 'Learn about Career Paths: Introduction', 'Learn about Career Paths: Career Awareness', 'Learn about Career Paths: Career Success', and 'Learn about Career Paths: Career Exploration'.

Goal Step

Learn about Career Paths: Introduction

STEPS

- Introduction to Career Paths
- Examples of Career Paths
 - Medical Information Career Path
 - Nursing Career Path
 - Manufacturing Career Path
 - Green Jobs Career Path
- What did you learn?

Choose a Goal

- Internet Skills: How do you complete a survey?
- Learn about Career Paths: Introduction
- Learn about Career Paths: Career Awareness
- Learn about Career Paths: Career Success
- Learn about Career Paths: Career Exploration

Career Pathways

Potential Uses



National Work Readiness Creden

STEPS

- What is the NWRC?
- + Math Skills for Work
- + Situational Judgment: Learn Soft-Skills
- + Reading at Work
- + Listening and Speaking at Work

You're ready to take the test!



Math Skills for Work

OVERVIEW



You need to use your math skills
The skills you need to know are:

- Numbers and Operations
- Counting
- Addition
- Subtraction
- Multiplication
- Division
- Solving Word Problems

Job Skills

- Medical Billing and Coding
- Medical Office Preparation
- Certified Nursing Assistant Preparation
- Math Skills for Work
- National Career Readiness Credential

Potential Uses

Goal	Step
Learn English for Work - 1	
STEPS	
Use Learner Web	
Practice using a computer.	
Use letters and numbers.	
Read and write personal information.	
Talk to your co-workers.	
Ask questions.	
Follow instructions.	
Be safe at work.	
Read a work schedule.	
Money.	

English Language Learners

- **Learn English for Work 1 & 2**
- **Learn English for Work 4**
- **Life Skills for ESL**

Potential Uses

Goal	Step
Become a U.S. Citizen	STEPS
	Introduction to Citizenship Preparation
	+ Determine Eligibility
	Apply
	Prepare to Show You Understand English
	+ Prepare for the Civics Test
	Prepare for the Reading and Writing Test
	Get Fingerprinted
	Prepare for the Interview
	Go to the Interview
	Go to the Oath Ceremony
	Report to Your Learning Center

Citizenship Skills

- **Become a US Citizen**
- **Note: this plan assumes English language proficiency**

Potential Uses

The image shows a screenshot of a website's navigation menu. At the top, there are two tabs: 'Goal' and 'Step'. Below the tabs, the text 'Getting Ready for College in the' is visible. A dropdown menu titled 'STEPS' is open, listing several options:

- About the ACCUPLACER
 - What is ACCUPLACER?
 - Who should take ACCUPLACER?
 - What happens after I take it?
- + About Local Colleges
- + Study for the ACCUPLACER

College Transition

- **Accuplacer—Getting Ready for College**
- **The Go to College Learning Plan**

Tools Within the Learning Plans

- **Pre-Requisites**
- **Resources**
- **Workspace**

[Demonstration Video](#)

Steps of a Learning Plan

To complete a Learning Plan learners navigate through a sequence of Steps

- Each Step has a number of standard elements:

- Prerequisites
- Resources
- Workspace

STEPS
+ About the ACCUPLACER
- About Local Colleges
- St. Paul College
Programs at SPC
Admissions at SPC
Tips about ACCUPLACER at SPC
SPC Programs Requiring the Exams
+ Dakota County Technical College
+ Century College
+ Hennepin Technical College
+ Study for the ACCUPLACER

Become a U.S. Citizen

STEPS
Introduction to Citizenship Preparation
+ Determine Eligibility
Apply
Prepare to Show You Understand English
+ Prepare for the Civics Test
Prepare for the Reading and Writing Test
Get Fingerprinted
Prepare for the Interview
Go to the Interview
Go to the Oath Ceremony

Prerequisites

A list of Steps to be completed before the Learner can start the current Step

THIS STEP IS: **UNAVAILABLE**

If you are eligible for citizenship, your next step is to complete the N400 application.

[Open This Step](#)

- Placement and progress assessments can be built into Learning Plans and set up as Prerequisites
- Forms recording face-to-face meetings can be built into Learning Plans and set up as Prerequisites.

Resources

- Steps have Resources that help Learners to complete the Step
- Resources can be websites, off-line, or multimedia
 - On-line (e.g., websites, part of an online program)
 - Off-line or in the Learner's local community (e.g., a local One-Stop, CBO, library, or adult education program)

Click On These Helpful Resources:

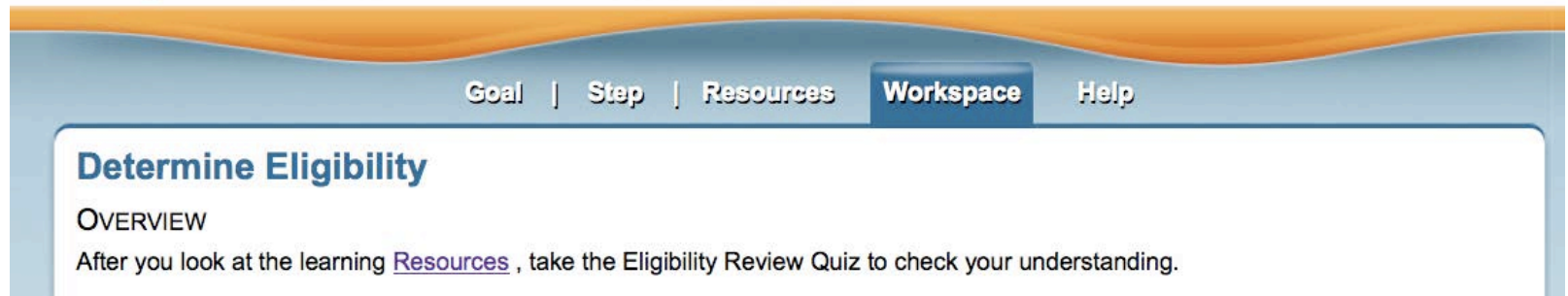
-  [A Guide to Naturalization | Details ›](#)
-  [Page 7 of A Guide to Naturalization | Details ›](#)
-  [Centro Legal | Details ›](#)
-  [Immigrant Law Center of Minnesota | Details ›](#)
-  [Southern Minnesota Regional Legal Services | Details ›](#)
-  [The Advocates for Human Rights | Details ›](#)
-  [Video: Eligibility Requirements and Application Process | Details ›](#)

Federal government information sites and docs

Community Resources. Learners click and make an appointment with a paralegal

Videos

Workspace



Goal | Step | Resources | **Workspace** | Help

Determine Eligibility

OVERVIEW

After you look at the learning [Resources](#) , take the Eligibility Review Quiz to check your understanding.

- Always available to the Learner and tightly integrated with the steps of the Learning Plan
- Viewable by others with the Learner's permission
- Used to submit essays and documentation

Support Roles in Learner Web

- Teachers and Case Managers
- Learning Plans specify which roles can:
 - View & Enter information about the Learner
 - View the Learner's work and progress
 - Sign off on the Learner's completion of particular Steps in the Learning Plan
 - Communicate with each other absent the learner

Support Roles in Learner Web

- Teachers and Case Managers
- Learning Plans specify which roles can:
 - View & Enter information about the Learner
 - View the Learner's work and progress
 - Sign off on the Learner's completion of particular Steps in the Learning Plan
 - Communicate with each other absent the learner

Teacher Role

- Set up classes within Learner Web
- View student progress




[Live Demonstration](#)

Assistant Roles

Workspace forms can be auto-graded or submitted to a Teacher, Tutor, or Case Manager to review, comment upon or grade.

- Choice determines how a Step might be completed.

Status

-  Unavailable
- Not Started
-  In Progress
- Awaiting Feedback
-  Completed

Comments and/or grades can later be viewed by the Learner

[My Home](#) [Hi, Jen | Sign Out](#)
You have **1** new messages!

Author Teacher

Tuesday, April 27, 2010 10:22 PM

You do not understand what the Accuplacer test is about. Please go back and review the resources.

Workspace item fields can be hidden from different Assistants.

Index:	<input type="text" value="4"/>
Required:	<input type="checkbox"/>
Display Type:	<input type="text" value="Text Area"/>
<u>Hide Role Permissions</u>	
Counselor	<input type="text" value="view only"/>
Helper	<input type="text" value="none"/>
Learner	<input type="text" value="view only"/>
Teacher	<input type="text" value="full"/>
Tutor	<input type="text" value="none"/>

Standardized Test Score.




Additional Role Defined Tasks in Learning Plans

- Review status of a Step
- Indicate when a Step is completed

- Review, evaluate (grade) and/or give feedback on Workspace items

- View/enter info in Profile fields or Workspace forms, etc.

Status

-  Unavailable
- Not Started
-  In Progress
- Awaiting Feedback
-  Completed

Index:	<input type="text" value="4"/>
Required:	<input type="checkbox"/>
Display Type:	<input type="text" value="Text Area"/>

Hide Role Permissions

Counselor	<input type="text" value="view only"/>
Helper	<input type="text" value="none"/>
Learner	<input type="text" value="view only"/>
Teacher	<input type="text" value="full"/>
Tutor	<input type="text" value="none"/>

Standardized Test Score.

Building Learning Plans

- Develop a Plan Around:
 - A Lesson
 - A Process
 - A Tour
- Contact Jim with your idea
- Earn a Stipend

Identify Key Learner Web Staff

- Open student accounts
- Customize LW Portal
- Set up Teacher/Classes

Reporting in LW

Reports (Max. 9; old reports will be deleted)

Region: LZpractice

Choose Report:

Report Name:

Learning Plans:

- Aggregate Learning Plan Report
- Aggregate Plan Average Time Duration Report
- Aggregate Step Report
- Plan Status Report
- Step Status Report**
- Step Resources Report
- Step Workspace Report
- Workspace Form Report
- Learner Profile Report
- GED: Writing
- GED: Writing
- Getting Ready for College: Taking the ACCUPLACER
- Go to College

Start Date:

End Date:

Learners: All

File Name	File Size
plan_status_report.xls	0.02MB
aggregate_learning_plan.xls	0.01MB

Reporting in LW

plan_status_report(3).xls

Plan Status Report							
							Region:LZpractice
Learning Plan	Login	First Name	Last Name	Email	Plan Status	Plan Started Timestamp	Plan Elapsed Time
Become a	melissaj	Melissa	Jenkin	Melissa.Je	In progress	2010-03-11	25 days 01:12:30.966988
Become a	jenifer.van	Jenifer	Vanek	jenifer.van	In progress	2010-03-01	43 days 01:32:36.097988
Become a	renee.cerio	renee	cerio	rcerio@bc	In progress	2010-03-11	32 days 05:12:36.970988
Become a	paulette.br	Paulette	Brown	pbrown@b	In progress	2010-03-11	32 days 05:10:47.219988
Become a	patricia.kir	patricia	king	pking@scs	In progress	2010-03-11	32 days 05:05:12.344988
Become a	kathy.houg	kathy	houghton	khoughton	In progress	2010-03-11	32 days 05:03:27.236988
Become a	laurie.barg	Laurie	Bargstedt	lbargstedt	In progress	2010-03-11	32 days 05:22:35.125988
GED: Writi	renee.cerio	renee	cerio	rcerio@bc	In progress	2010-03-11	32 days 05:18:33.281988
GED: Writi	brooke.van	Brooke	Van Gende	bvangende	In progress	2010-03-11	32 days 05:23:32.445988
GED: Writi	patricia.kir	patricia	king	pking@scs	In progress	2010-03-11	32 days 05:10:10.429988
GED: Writi	rachel.can	Rachel	Campbell	rcampbell	In progress	2010-03-11	32 days 05:14:45.564988
GED: Writi	kathy.houg	kathy	houghton	khoughton	In progress	2010-03-11	32 days 05:04:50.482988
GED: Writi	kristina.kar	Kristina	Karrat	kkarrat@bc	In progress	2010-03-11	32 days 04:58:17.661988
GED: Writi	kathleen.y	Kathleen	Yennock	kyennock@	In progress	2010-03-11	32 days 05:23:32.455988
GED: Writi	mklamm	Melissa	Klamm		In progress	2010-03-31	13 days 07:23:23.419988
Getting Re	minnie.mo	Minnie	Mouse	none	In progress	2010-03-11	28 days 04:18:45.154988
Getting Re	paulette.br	Paulette	Brown	pbrown@b	In progress	2010-03-11	32 days 05:18:33.152988
Getting Re	kathy.houg	kathy	houghton	khoughton	In progress	2010-03-11	32 days 04:55:38.315988
Getting Re	jenifer.van	Jenifer	Vanek	jenifer.van	In progress	2010-03-11	32 days 07:08:11.716988
Helping M	sue.miller	Sue	Miller	smiller@bc	In progress	2010-03-11	32 days 05:24:58.842988
Helping M	brooke.van	Brooke	Van Gende	bvangende	In progress	2010-03-11	32 days 05:18:57.696988
Helping M	ima.learne	Ima	learner	no email	In progress	2010-03-11	32 days 05:24:18.427988
Helping M	renee.cerio	renee	cerio	rcerio@bc	In progress	2010-03-11	32 days 05:11:15.662988
Helping M	minnie.mo	Minnie	Mouse	none	In progress	2010-03-11	32 days 05:25:00.173988

Sheet0

Ready

Contact Information

James.matt@cayuga-cc.edu

Central Southern Tier RAEN